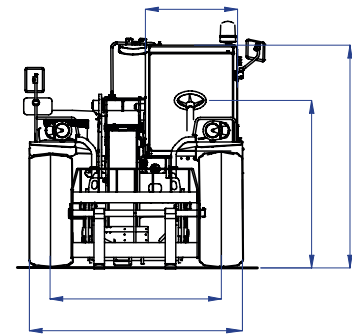
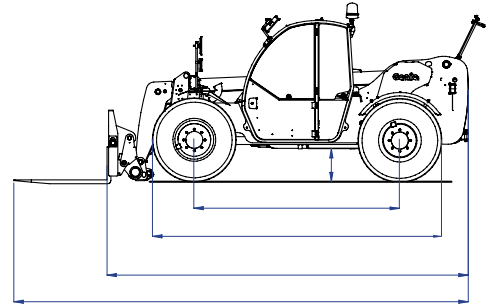


### Specifications

Model	GTH™-3007	
Measurements	Metric	Imperial
Lifting height maximum	6.89 m	22 ft 7 in
Lifting capacity maximum	3,000 kg	6,614 lbs
Lift capacity at maximum height	2,500 kg	5,511 lbs
Lift capacity at maximum reach	1,000 kg	2,204 lbs
Forward reach maximum	3.99 m	13 ft 1 in
Reach at maximum height	76 cm	2 ft 6 in
Height	2.07 m	6 ft 9 in
Height at steering wheel	1.4 m	4 ft 7 in
Width	1.99 m	6 ft 6 in
Cab width	86 cm	2 ft 10 in
Track	1.59 m	5 ft 3 in
Wheelbase	2.66 m	8 ft 9 in
Length at front wheels	4.07 m	13 ft 4 in
Length at fork-holder plate	4.66 m	15 ft 3 in
Ground clearance	43 cm	1 ft 5 in
Overall length	5.86 m	19 ft 3 in
Obstruction angle		90°
Departure angle		38°

### Measurements



### Productivity

Inside/outside turning radius	2.55 m/4.4 m	8 ft 4 in/14 ft 5 in
Break-out force*	4,270 kg	9,413 lbs
Towing capacity at dynamometer*	3,100 kg	6,834 lbs
Drive speed max.	30 km/h	18.6 mph
Fork-holder plate rotation		128°
Tyres (DIN 70361)	405/70-20" PR14 8 holes wheel disc	
Lifting/lowering speed**		9 sec./7 sec.
Extension/retraction speed**		9 sec./5 sec.

### Power

Engine****	Deutz TD 2.9 L4, 4-cylinder turbo diesel 55.4 kW (74 hp (55.4 kW), stage IIIA Deutz TD 2.9 L4, 4-cylinder turbo diesel 55.4 kW (74 hp), stage V	
Transmission	Hydrostatic variable displacement pump linked to variable displacement motor. Both piston type.	
Service pumps	Boom & Control system gear pump: 280 Bar, 78 L/min.	
Petrol tank capacities	90 L	20 gal
Engine oil capacities	8 L	2.1 gal
Hydraulic oil tank capacities	75 L	19.8 gal

Weight***	5.970 kg	13,161 lbs
-----------	----------	------------

### Standards Compliance

EU Machinery Directive 2006/42/EC and CEN Rough-Terrain Truck Standard EN 1459-1:2017

Operating cab conforms to ISO3471 (ROPS) and ISO3449 (FOPS)

Low emission engine conforms to EU Directive 97/68/EC Stage III, 2004/26/EC and European Emissions Regulation (EU) 2016/1628 Stage V

Noise emission conforms to EU Directive 2000/14/EC (LpA=83 dB, LwA=103dB)

Vibration levels according to EN13059:2002 (hand-arm <2.5m/s<sup>2</sup>, whole body 0.44m/s<sup>2</sup>)

\* with 800 L shovel SAE J 732/80

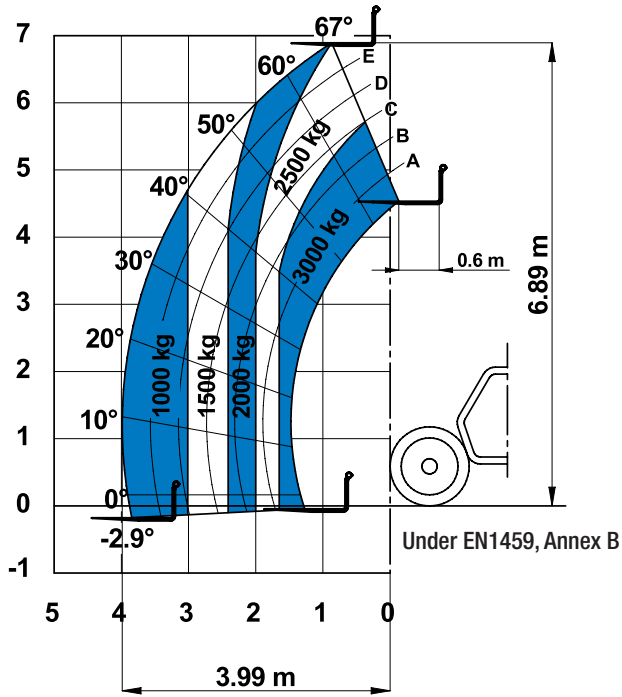
\*\* Without load

\*\*\* Weight will vary depending on options and/or country standards

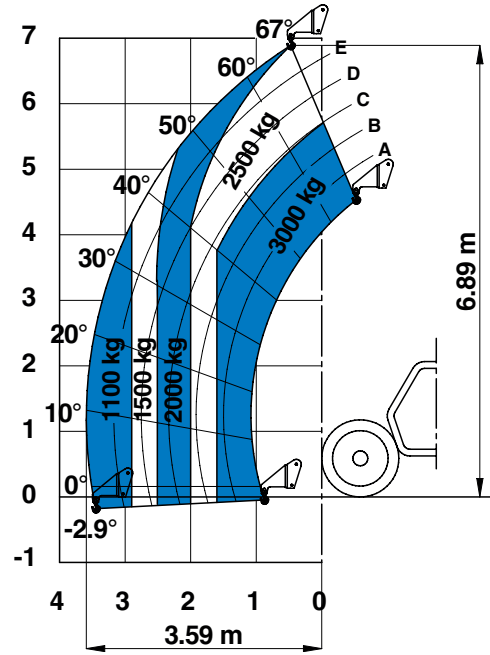
\*\*\*\* Stage IIIA is not CE certified

### Load Charts

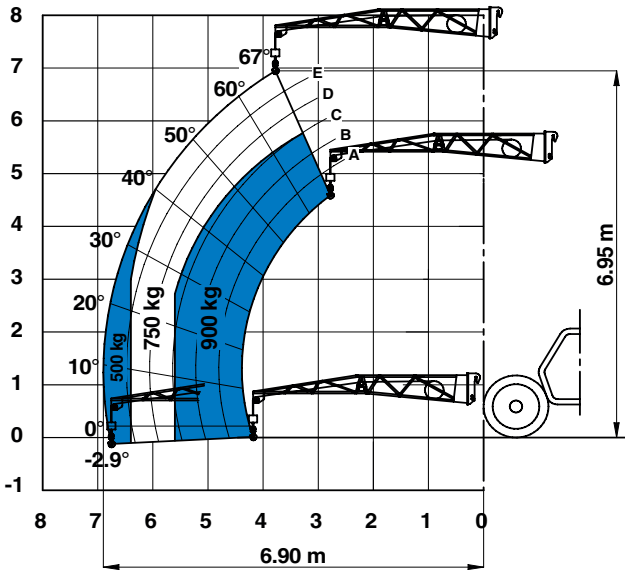
On wheels with forks



On wheels with hook

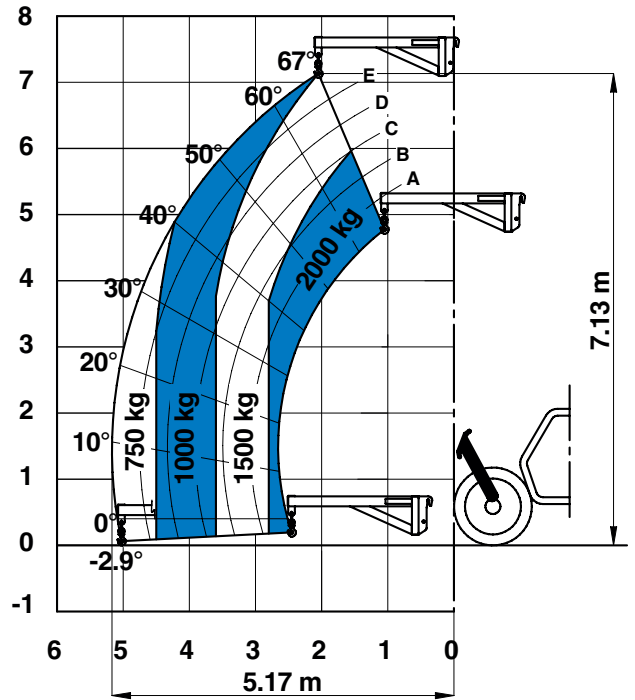


On wheels with 4m jib



Under EN1459, Annex B

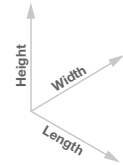
On wheels with 2m jib



### Attachment Options

Fork attachments						
Part Number	Description	Payload	Width	Length	Height	Weight
55.0750.0124	Floating forks	3,000 kg	1,285 mm	1,560 mm	950 mm	275 kg
55.0750.0114	FEM 3 plate and forks kit	3,000 kg	1,390 mm	1,505 mm	1,130 mm	380 kg
59.0601.5024	Hydraulic FEM 3 forks side-shift +/- 100 mm	2,250 kg	1,350 mm	1,560 mm	960 mm	355 kg

Dimension References



Bucket and shovel attachments						
Part Number	Description	Width	Length	Height	Weight	Hyd. flow max.
59.0201.9019	500 L loading shovel	2,024 mm	980 mm	810 mm	355 kg	
59.0201.9020	800 L loading shovel	2,024 mm	1,175 mm	940 mm	420 kg	
59.0401.2028	500 L concrete bucket manual discharge	1,110 mm	1,110 mm	1,320 mm	230 kg	
59.0401.2029	500 L concrete bucket hydraulic discharge	1,110 mm	1,110 mm	1,320 mm	244 kg	65/250 lt/min/bar
59.0401.2018	250 L concrete mixing bucket full hydraulic	1,510 mm	795 mm	840/795 mm	400/950 kg	
59.0401.2032	Brick holder basket	800 mm	1,110 mm	1,150 mm	120 kg	

Handling and lifting attachments						
Part Number	Description	Payload	Width	Length	Height*	Weight
59.0700.9013	Fixed hook on plate	3,000 kg	1,335 mm	830 mm	1,071/1,115 mm	160 kg
59.0802.3027	2m/2,000 kg mechanical jib	2,000 kg	1,335 mm	2,290 mm	800/1,080 mm	255 kg
59.0802.3028	4m/900 kg mechanical jib	900 kg	1,190 mm	4,450 mm	980/1,130 mm	245 kg

## Features

### Standard Features

#### Measurements

- 3,000 kg (6,614 lb) maximum lift capacity
- 6.89 m (22 ft 7 in) maximum lift height
- 3.99 m (13 ft 1 in) maximum forward reach

#### Productivity

- 4 Wheel Drive
- 4 Wheel Steer
- 3 Steering Modes: Front, Crab, Coordinated
- Power Assisted Steering
- Hydrostatic Transmission
- Limited Slip Differential on Front Axle
- Oil immersed Multi-disc brakes on front axle

#### Chassis & Tyres

- Side-mounted Engine for Easy Access and Maintenance
- Towing Hook
- Maintenance Collar
- Front & Rear Lights
- Two side view and rear fish eye mirrors
- Lockable fuel tank

#### Cabin

- Electro-proportional 4x1 Joystick
- Two-section door (glass upper/steel lower)
- Adjustable suspended seat
- Adjustable steering wheel
- Front & rear windscreen wipers
- Sunshield
- Roof protection grid
- Battery disconnection switch
- Self activated parking brake hydraulically released
- Road/jobsite switch
- Longitudinal stability control system with display and audible alarm, lock out of boom extension
- Use and Maintenance Handbook

### Standard Features

#### Boom

- Main hydraulic line on boom
- Attachment holder plate with mechanical coupling
- Angle and length indicators on boom

#### Power

- Deutz diesel 55.4 kW (74 hp), stage IIIA
- Deutz diesel 55.4 kW (74 hp), stage V

#### Tyres

- Air filled rough terrain tyres, 405/70-20" PR14. 8 holes wheel disc (DIN 70361)

### Options & Accessories

#### Productivity

- Air conditioning
- Hydraulic inching by service brake pedal action
- Main electrical line on boom
- Additional hydraulic line on boom
- Hydraulic quick coupling for attachments
- Adjustable LED spotlights - on boom <sup>(1)</sup> and cabin <sup>(2)</sup>
- Windshield protection grid
- Wiper on cab roof
- 6 t towing hook
- Rear wheel alignment system
- Biodegradable hydraulic oil
- 10 t hydraulic jack + 24 mm box wrench
- Winter fuel -22°C
- Low temperature hydraulic oil

#### Tyres and Wheels

- Spare wheel 405/70-20" PR14

#### Attachments

- Floating forks L 1200 mm, section 100x50 mm
- FEM 3 plate and forks kit
- FEM 3 forks with hydraulic side-shift (+/-100 mm)
- 500/800 L loading shovel
- 500 L concrete bucket (manual or hydraulic discharge)
- 250 L concrete mixing bucket (full hydraulic)
- Brick-holder basket
- Fixed hook on plate
- 2 m mechanical extension jib, 2,000 kg capacity
- 4 m mechanical extension jib, 900 kg capacity



<sup>(1)</sup> Factory-fit option only  
<sup>(2)</sup> Aftermarket only