

Specifications

Models	S-100		S-105	
	Metric	US	Metric	US
Measurements				
Working height maximum*	32.48 m	106 ft	34.00 m	111 ft
Platform height maximum	30.48 m	100 ft	32.00 m	105 ft
Horizontal reach maximum	22.86 m	75 ft	24.38 m	80 ft
Below ground reach	1.98 m	6 ft 6 in	3.05 m	10 ft
▲ Platform length - 8 ft model	0.91 m	3 ft	0.91 m	3 ft
▲ Platform length - 6 ft model	0.76 m	2 ft 6 in	0.76 m	2 ft 6 in
▲ Platform width - 8 ft model	2.44 m	8 ft	2.44 m	8 ft
▲ Platform width - 6 ft model	1.83 m	6 ft	1.83 m	6 ft
▲ Height - stowed	3.07 m	10 ft 1 in	3.07 m	10 ft 1 in
▲ Length - stowed	13.00 m	42 ft 8 in	14.02 m	46 ft
▲ Length - transport (jib tucked under)	—	—	12.17 m	39 ft 11 in
▲ Width - axle retracted	2.49 m	8 ft 2 in	2.49 m	8 ft 2 in
▲ Width - axle extended	3.35 m	11 ft	3.35 m	11 ft
▲ Wheelbase	3.66 m	12 ft	3.66 m	12 ft
▲ Ground clearance - center	0.44 m	1 ft 5.5 in	0.44 m	1 ft 5.5 in

Productivity

Lift capacity	340 kg	750 lbs	227 kg	500 lbs
Platform rotation	160°		160°	
Vertical jib rotation	—		135° (+78°/-57°)	
Turntable rotation	360° continuous		360° continuous	
Turntable tailswing - axle retracted	1.68 m	5 ft 6 in	1.68 m	5 ft 6 in
Turntable tailswing - axle extended	1.22 m	4 ft	1.22 m	4 ft
Drive speed - stowed	4.8 km/h	3.0 mph	4.8 km/h	3.0 mph
Drive speed - raised or extended below 80 ft	1.1 km/h	0.68 mph	1.1 km/h	0.68 mph
Drive speed - raised or extended above 80 ft	0.55 km/h	0.34 mph	0.55 km/h	0.34 mph
Gradeability - stowed**	40%		40%	
Turning radius - axles retracted: inside	4.14 m	13 ft 7 in	4.14 m	13 ft 7 in
Turning radius - axles retracted: outside	6.58 m	21 ft 7 in	6.58 m	21 ft 7 in
Turning radius - axles extended: inside	2.74 m	9 ft	2.74 m	9 ft
Turning radius - axles extended: outside	6.05 m	19 ft 10 in	6.05 m	19 ft 10 in
Controls	12 V DC proportional		12 V DC proportional	
Tyres - RT foam filled	385/65D 22.5		385/65D 22.5	

Power

Power Source	Deutz TD 2011 L04i 4-cylinder turbo diesel, 55 kW (74 hp) Perkins 804-33T 4-cylinder turbo diesel, 55 kW (74 hp)			
Auxiliary Power Unit	12 V DC		12 V DC	
Hydraulic Tank Capacity	208 L	55 gal	208 L	55 gal
Fuel Tank Capacity	151 L	40 gal	151 L	40 gal

Sound & Vibration Levels

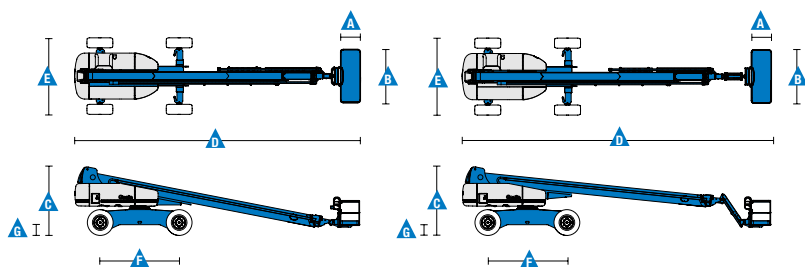
Sound pressure level (ground workstation)	85 dBA	85 dBA	85 dBA	85 dBA
Sound pressure level (platform workstation)	74 dBA	74 dBA	74 dBA	74 dBA
Vibration	<2.5 m/s ²	<8 ft 2 in/s ²	<2.5 m/s ²	<8 ft 2 in/s ²

Weight***

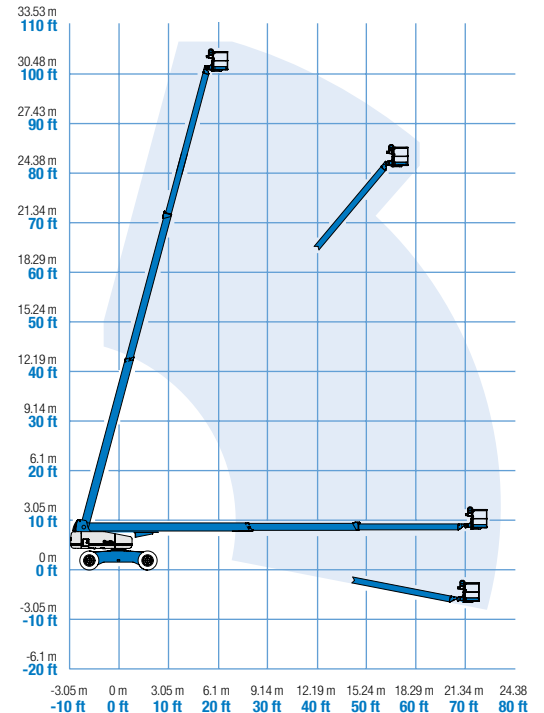
4WD	18,008 kg	39,700 lbs	18,144 kg	40,000 lbs
-----	-----------	------------	-----------	------------

Standards Compliance

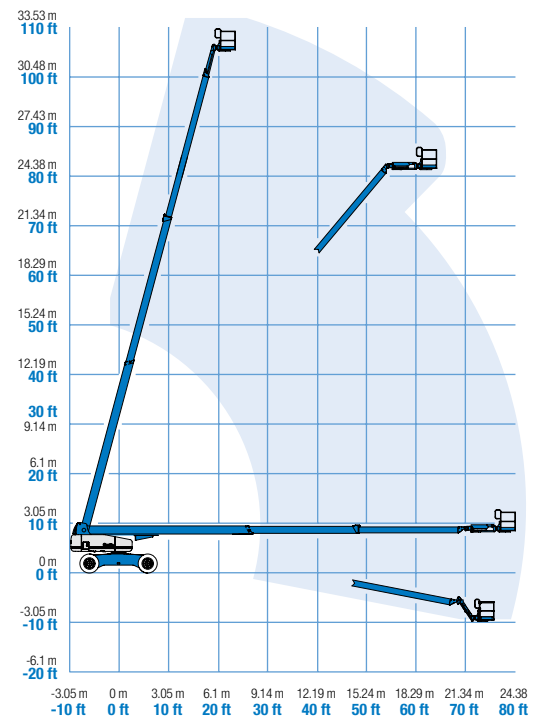
EU Directives: 2006/42/EC - Machinery (harmonized standard EN280:2013); 2004/108/EC (EMC); 2000/14/EC (Outdoor Noise)



Range Of Motion S-100



Range Of Motion S-105



* The metric equivalent of working height adds 2 m to platform height. U.S. adds 6 ft to platform height.

** Gradeability applies to driving on slopes. See operator's manual for details regarding slope ratings.

*** Weight will vary depending on options and/or country standards.

Features

Standard Features	Easily Configured To Meet Your Needs	Options & Accessories
-------------------	--------------------------------------	-----------------------

Measurements

S-100

- 32.48 m (106 ft) working height
- 22.86 m (75 ft) horizontal reach
- 340 kg (750 lb) lift capacity

S-105

- 34.00 m (111 ft) working height
- 24.38 m (80 ft) horizontal reach
- 227 kg (500 lb) lift capacity

Productivity

- Self-levelling platform
- Hydraulic platform rotation
- Thumb rocker steering
- Two work lights on platform
- Proportional joystick controls
- Hydraulic oil cooler
- Drive enable system
- AC power cord to platform
- Horn
- Hour meter
- Tilt alarm
- Descent motion & travel alarms
- Flashing beacon
- 360° continuous turntable rotation
- Lockable platform control box covers
- Positive traction drive
- Two speed wheel motors
- Configurable controls to limit lift height to 24.38 m (80 ft)
- Engine status display
- Certified load sensor
- Air line to platform
- Telematics-Ready Connector

Power

- All engines are emissions compliant
- 12 V DC auxiliary power
- Anti-restart engine protection
- Auto engine fault shutdown
- Intake air heater (Deutz engine)

Platform Options

- Steel 2.44 m (8 ft) (standard)
- Steel 1.83 m (6 ft)
- Steel 2.44 m (8 ft) tri-entry

Jib Options

- Non-jib
- 1.52 m (5 ft) articulating jib boom

Engine Options

- Deutz diesel 55 kW (74 hp)
- Perkins diesel 55 kW (74 hp)

Drive/Steer

- 4 x 4 (standard)
- 4 wheel steer (standard)

Axle

- Extendable axles (standard)

Tyres


- Rough terrain foam-filled (standard - water base)

Productivity Options

- Platform top auxiliary rail
- Power to platform (incl. plug, socket and ground fault interrupt leakage on request)
- Dual axis joystick steering
- Biodegradable hydraulic oil ⁽²⁾
- Deluxe hostile environment kit ⁽²⁾: hostile environment kit, center turntable shield, ring gear guard, tail pipe guard, engine cover flaps and air pre-cleaner
- Aircraft protection kit ^(1,4): platform foam padding and padded disable system
- Track & Trace ⁽³⁾ (GPS unit providing machine location & operating information)
- Tool tray
- Operator Protective Structure
- Operator Protective Alarm
- Keypad unlocking device

Power Options

- Hydraulic MTE Generator kit (110V/120V-220V/240V)
- Deutz V-Belt Generator kit (110V/120V) ⁽⁴⁾
- Diesel catalytic scrubber muffler ⁽²⁾
- Diesel air intake pre-cleaner ⁽²⁾
- Low temperature cut-out module
- Engine heater option ⁽⁴⁾
- Refinery kit with spark arrestor and electric or mechanical Chalmers valve ⁽⁴⁾



⁽¹⁾ Not available on tri-entry platforms
⁽²⁾ Factory-fit option only
⁽³⁾ Includes a first 2 years subscription
⁽⁴⁾ Available on selected models only. See your Genie representative for further information.