

Specifications

Models	S-40 XC / S-40 TraX		S-45 XC / S-45 TraX	
Measurements	Metric	US	Metric	US
Working height maximum*	14.04 m	45 ft 6 in	15.56 m	50 ft 6 in
Platform height maximum	12.04 m	39 ft 6 in	13.56 m	44 ft 6 in
Horizontal reach maximum	9.47 m	31 ft 1 in	11.02 m	36 ft 2 in
Below ground reach	0.30 m	1 ft	1.27 m	4 ft 2 in
A Platform length - 8 ft model	0.91 m	3 ft	0.91 m	3 ft
Platform length - 6 ft model	0.76 m	2 ft 6 in	0.76 m	2 ft 6 in
B Platform width - 8 ft model	2.44 m	8 ft	2.44 m	8 ft
Platform width - 6 ft model	1.83 m	6 ft	1.83 m	6 ft
C Height - stowed standard tyres	2.51 m	8 ft 3 in	2.51 m	8 ft 3 in
- stowed with TraX	2.56 m	8 ft 5 in	2.56 m	8 ft 5 in
D Length - stowed	8.03 m	26 ft 4 in	9.47 m	31 ft 1 in
Length - transport	7.80 m	25 ft 7 in	7.37 m	24 ft 2 in
E Width - standard tyres	2.49 m	8 ft 2 in	2.49 m	8 ft 2 in
- TraX option	2.46 m	8 ft 1 in	2.46 m	8 ft 1 in
F Wheelbase	2.46 m	8 ft 1 in	2.46 m	8 ft 1 in
G Ground clearance - center	0.32 m	1 ft 0.5 in	0.32 m	1 ft 0.5 in
- centre TraX	0.30 m	1 ft	0.30 m	1 ft

Productivity

Lift capacity, restricted	454 kg	1,000 lbs	454 kg	1,000 lbs
Lift capacity, unrestricted	300 kg	660 lbs	300 kg	660 lbs
Platform rotation	160° (70°/90°)		160° (80°/80°)	
Vertical jib rotation	—————		133° (+79° /-54°)	
Turntable rotation	360° continuous		360° continuous	
Turntable tailswing	97 cm	3 ft 2 in	97 cm	3 ft 2 in
Drive speed - 4WD stowed (on tyres)	6.40 km/h	4 mph	6.40 km/h	4 mph
Drive speed - 4WD stowed (with TraX)	4.00 km/h	2.5 mph	4.00 km/h	2.5 mph
Drive speed - raised or extended	0.3 m/s	1 ft/s	0.3 m/s	1 ft/s
Gradeability** stowed - 4WD	45%	45%	45%	45%
Turning radius - inside	2.08 m	6 ft 10 in	2.08 m	6 ft 10 in
- inside with TraX	2.03 m	6 ft 8 in	2.03 m	6 ft 8 in
Turning radius - outside	5.23 m	17 ft 2 in	5.23 m	17 ft 2 in
- outside with TraX	5.18 m	17 ft	5.18 m	17 ft
Controls	12 V DC proportional		12 V DC proportional	
Tyres - RT foam filled	315/55D20-12 ply		315/55D20-12 ply	
TraX - track system	Vermeer Track system		Vermeer Track system	
Ground Pressure (with tyres)	634 kPa	92 psi	634 kPa	92 psi
Ground Pressure (with TraX)	138 kPa	20 psi	152 kPa	22 psi

Power

Power source	Deutz D 2011 L03i 3 cylinder diesel, 36 kW (48 hp)			
Auxiliary power unit	12 V DC	12 V DC	12 V DC	12 V DC
Hydraulic tank capacity	144 L	38 gal	144 L	38 gal
Fuel tank capacity (Diesel)	132 L	35 gal	76 L	20 gal

Sound & Vibration Levels

Sound pressure level (ground workstation)	89 dBA	89 dBA	89 dBA	89 dBA
Sound pressure level (platform workstation)	77 dBA	77 dBA	77 dBA	77 dBA
Vibration	<2.5 m/s ²	<8 ft 2 in/s ²	<2.5 m/s ²	<8 ft 2 in/s ²

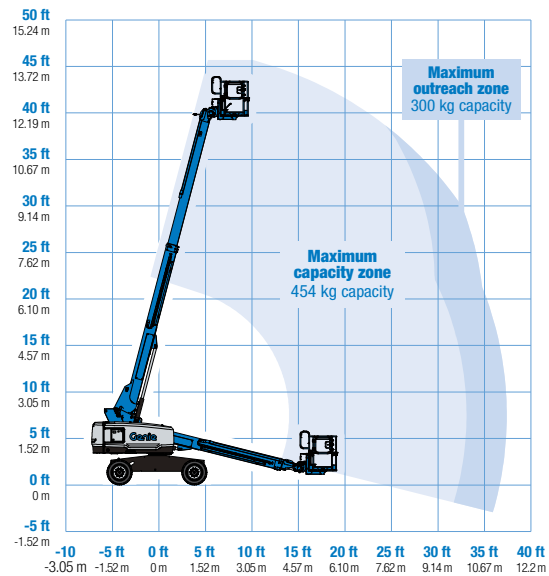
Weight***

CE Foam Filled tyres	6,407 kg	14,124 lbs	7,394 kg	16,300 lbs
Track system	6,969 kg	15,364 lbs	7,956 kg	17,540 lbs

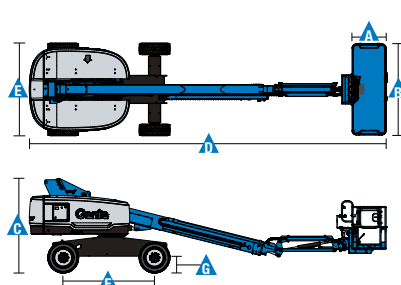
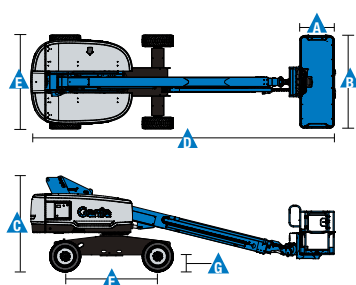
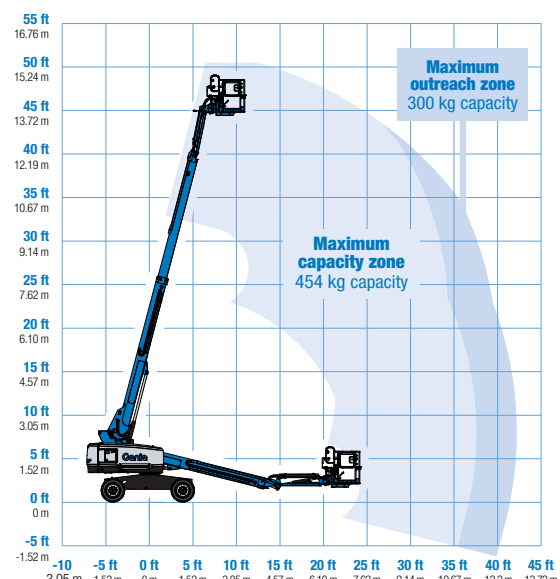
Standards Compliance

EU Directives: 2006/42/EC - Machinery (harmonized standard EN280); 2004/108/EC (EMC); 2000/14/EC (Outdoor Noise)

Range of Motion S-40 XC / S-40 TraX



Range of Motion S-45 XC / S-45 TraX



* The metric equivalent of working height adds 2 m to platform height. U.S. adds 6 ft to platform height.
 ** Gradeability applies to driving on slopes. See operator's manual for details regarding slope ratings.
 *** Weight will vary depending on options and/or country standards.

Features

Standard Features	Easily Configured To Meet Your Needs	Options & Accessories
-------------------	--------------------------------------	-----------------------

Measurements

S-40 XC, S-40 TraX

- 14.04 m (45 ft 6 in) working height
- 9.70 m (31 ft 1 in) horizontal reach
- 300 kg (660 lbs) unrestricted and 454 kg (1,000 lbs) restricted lift capacity

S-45 XC, S-45 TraX

- 15.56 m (50 ft 6 in) working height
- 11.02 m (36 ft 2 in) horizontal reach
- 300 kg (660 lbs) unrestricted and 454 kg (1,000 lbs) restricted lift capacity

Productivity

- Automatic envelope control
- Self-leveling platform
- 160° hydraulic platform rotation
- Thumb rocker steering
- Proportional joystick controls
- Hydraulic oil cooler
- Drive enable system
- Chassis tilt drive function cut-out
- AC power cord to platform
- Horn
- Hour meter
- Descent and tilt alarm
- Flashing beacon & travel alarm
- 360° continuous turntable rotation
- Positive traction drive
- Two speed wheel motors
- On board full diagnostics and engine monitoring display
- Telematics ready connector
- Lift Guard™ Contact Alarm
- Work tray

Power

- 12 V DC auxiliary power
- Anti-restart engine protection
- Auto engine fault shutdown
- Intake air heater
- Engine gauge package

Platform Options

- Steel 1.83 m (6 ft) dual-entry platform with side swing gate
- 2.44 m (8 ft) tri-entry platform with side swing gate (standard)

Jib Options

- Non-jib
- 1.52 m (5 ft) articulating jib boom

Engine Options

- Deutz diesel 36 kW (48 hp)

Drive

- 4 x 4

Axle

- Active oscillation

Tyre Options

- Rough terrain foam-filled (standard on Tyres)
- Rough terrain non-marking foam-filled (optional on Tyres)
- Vermeer Track system (standard on TraX)

Productivity Options

- Lift Guard™ Half mesh platform panels⁽¹⁾
- Platform auxiliary top rail
- Airline to platform⁽¹⁾
- Power to platform: plug, socket, with optional Residual-current Circuit Breaker with Overcurrent protection⁽²⁾
- Lights package (2 on chassis, 2 on platform)⁽¹⁾
- Biodegradable hydraulic oil⁽¹⁾
- Hostile environment kit⁽¹⁾: cylinder bellows, boom wiper seals, platform and ground control box cover
- Chassis tilt lift function cut-out kit
- Panel cradle package⁽¹⁾
- Lockable platform & ground control box covers

Power Options

- Lift Power™ 3kW AC generator, 110V/50Hz or 220V/50Hz
- EMEAR Cold Start kit: Inc. Engine heater & battery charger
- Diesel catalytic scrubber muffler⁽¹⁾



⁽¹⁾ Factory-fit option only

⁽²⁾ Not available if a generator is selected



Jøma Lift Teknik A/S

Nordager 24, DK 6000 Kolding, Denmark. Tel: +45 75864333 Email: info@genielift.dk www.Genielift.dk

Worldwide Manufacturing And Distribution

Australia · Brazil · Caribbean · Central America · China · France · Germany · Italy · Japan · Korea · Mexico · Russia · Southeast Asia · Spain · Sweden · United Arab Emirates · United Kingdom · United States

Product specifications and prices are subject to change without notice or obligation. The photographs and/or drawings in this document are for illustrative purposes only. Refer to the appropriate Operator's Manual for instructions on the proper use of this equipment. Failure to follow the appropriate Operator's Manual when using our equipment or to otherwise act irresponsibly may result in serious injury or death. The only warranty applicable to our equipment is the standard written warranty applicable to the particular product and sale and we make no other warranty, express or implied. Products and services listed may be trademarks, service marks or trade names of Terex Corporation and/or their subsidiaries in the USA and many other countries. Genie is a registered trademark of Terex South Dakota, Inc. © 2019 Terex Corporation.